


IBMO UNI-SEAL




IBMO UNI-SEAL**For the use of:**


- Sealing for pipes and cables against water pressure
- Sealing for pipes and cables against chemicals
- Sealing for pipes and cables in water installations
- Possibility to install the seal when the pipe already runs through the hole/sleeve

The **IBMO Uni-Seal** can be used in many different situations.


- The type **Uni-Seal 20mm** is for situations **without** continuous water pressure.
- The type **Uni-Seal 50mm** is for situations **with** continuous water pressure.



Uni-Seal for drill hole's



Uni-Seal in pipe's

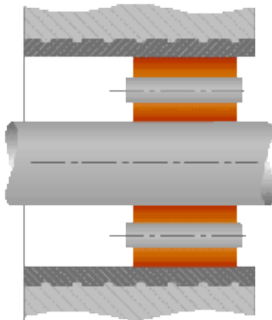


Uni-Seal in pipe with flange.




Situations

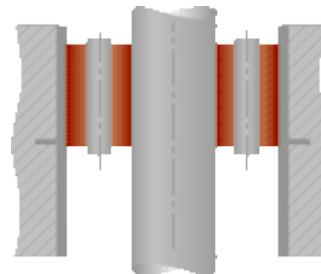
Drill holes



Pipes



Floor



- **For use in Drill holes, install a Uni-Seal at both sides**
- **For use in situations with a pipe sleeve**
- **For use in floor either pipe sleeve or drill hole**

Uni-seal sizes

Drill hole	Reach	Nw/M	Module
50	11-19	3	4x275
50	20-25	15	4x200
80	20-33	15	4x350
80	34-44	15	5x300
100	25-41	15	4x375
100	42-50	15	6x350
100	56-64	15	6x300
125	53-63	15	5x375
125	64-78	15	7x350
125	79-90	15	8x300
150	63-76	35	5x415
150	75-82	15	6x375
150	88-103	15	9x350
150	106-115	15	10x300
200	88-107	65	6x575
200	108-118	35	7x475
200	115-122	35	7x415
200	125-138	15	9x375
200	140-153	15	13x350
200	156-165	15	14x300
250	114-130	65	6x500
250	137-158	65	8x575
250	159-166	35	9x475
250	166-178	35	7x400
250	178-185	35	12x375
300	188-204	65	10x575
300	206-217	35	12x475
300	215-226	35	12x415
350	219-231	65	9x500
350	239-253	65	12x575
350	265-275	35	14x415
350	276-286	15	18x375
400	239-256	85	10x650
400	265-274	65	11x500
400	314-328	35	12x400
400	343-358	15	15x325
450	315-330	65	16x575
450	340-358	65	16x575
450	406-415	15	33x300
500	340-357	85	13x650
500	390-407	65	18x575
500	456-467	15	37x300

Uni-Seal PVC sizes

PVC Inside	Reach	Nw/M	Module
68.6 (75)	27-34	3	5x250
103.6 (110)	35-40	15	4x375
103.6 (110)	50-56	15	6x350
103.6 (110)	60-65	15	6x300
103.6 (110)	70-75	3	9x200
118.6 (125)	60-68	15	7x350
118.6 (125)	72-80	15	7x300
118.6 (125)	85-93	3	11x200
118.6 (125)	88-93	3	11x200
152 (160)	59-75	35	5x415
152 (160)	88-95	15	9x350
152 (160)	100-108	15	5x325
152 (160)	108-110	15	10x300
152 (160)	120-125	3	14x200
190.2 (200)	105-113	35	7x415
190.2 (200)	120-129	15	9x375
190.2 (200)	150-160	3	18x200
190.2 (200)	153-160	3	18x200
237.6 (250)	100-110	65	5x500
237.6 (250)	103-110	65	5x500
237.6 (250)	120-130	50	7x575
237.6 (250)	126-130	50	7x575
237.6 (250)	150-160	35	9x415
237.6 (250)	153-160	35	9x415
237.6 (250)	195-203	15	17x300
237.6 (250)	203-205	3	23x250